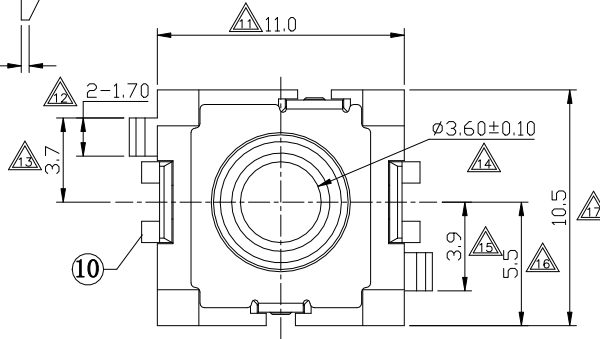
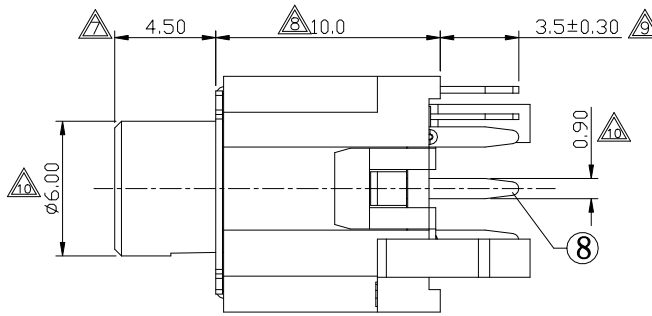
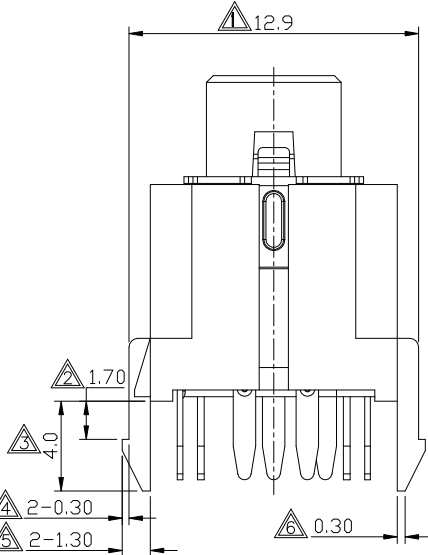
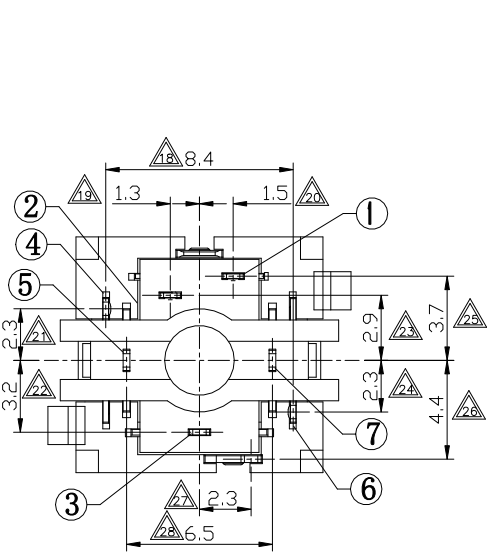
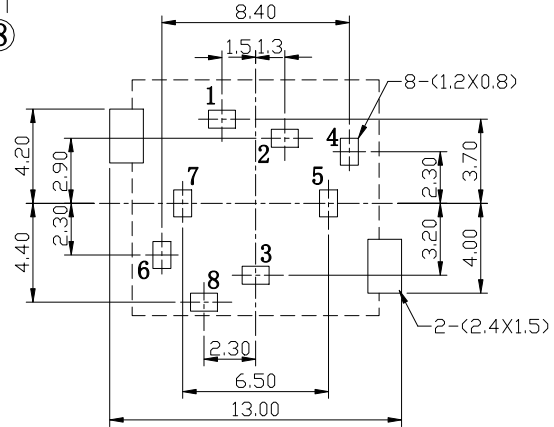


Level-I Controlled Substances are banned

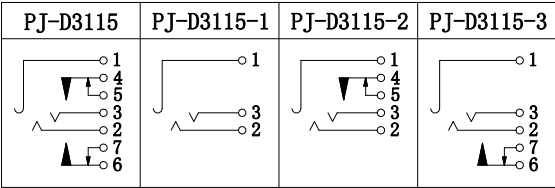


P.C.B LAYOUT TOP VIEW



- SPECIFICATION**
1. Rating : DC 30V 0.5A;
 2. Contact resistance: ≤0.03Ω;
 3. Insulation resistance: ≥100MΩ (DC250V);
 4. Withstand voltage: 500VAC ;
 5. Insertion and extraction force: 3-30N;
 6. life test: 5,000 cycles.
 7. Marked \triangle are important dimensions.

SCHEMATIC



10	COVER	1	PBT	—	—
9	HOUSING	1	PBT	—	—
8	8# CONTACT FOOT	1	BRASS	—	Sn-Plating
7	7# CONTACT FOOT	1	BRASS	—	Sn-Plating
6	6# CONTACT FOOT	1	BRONZE	—	Sn-Plating
5	5# CONTACT FOOT	1	BRASS	—	Sn-Plating
4	4# CONTACT FOOT	1	BRONZE	—	Sn-Plating
3	3# CONTACT FOOT	1	BRONZE	—	Sn-Plating
2	2# CONTACT FOOT	1	BRONZE	—	Sn-Plating
1	1# CONTACT FOOT	1	BRONZE	—	Sn-Plating
NO.	DESCRIPTION	QTY	MATERIAL	COLOR	REMARK

GENERAL TOLERANCE
UNLESS OTHERWISE SPECIFIED

General	Angle
X ± 0.50	X ° ± 3°
X.X ± 0.30	X.X ° ± 2°
X.XX ± 0.20	X.XX ° ± 1°
X.XXX ± 0.10	



CUSTOMER COPY	TITLE: PHONE JACK
PART NO.	PJ-D3115
SCALE: 4:1	UNIT:mm
SIZE: A4	SHEET: 1 OF 1

DESIGN	Jason	12'/07/09			
CHECK	Jason	12'/07/09			
APPRO.	Max.hu	12'/07/09			
ECN(DCN) NO.	REV	DATE	DESCRIPTION	CHANGE	APPRO.
	0	12'/07/09	NEW	JASON	Max.hu