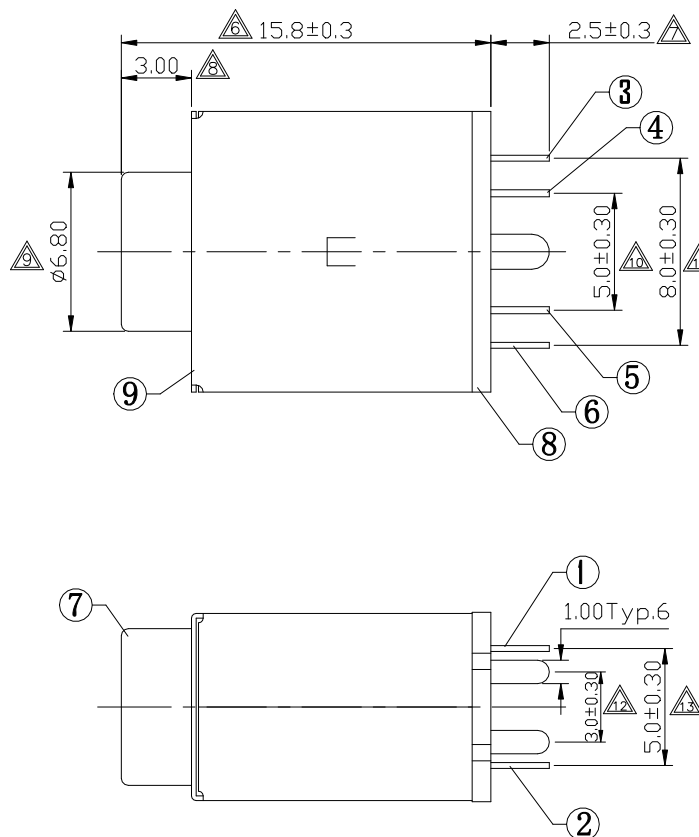
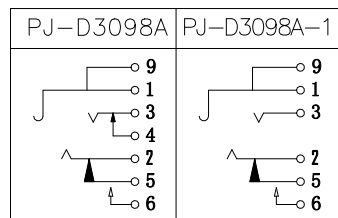


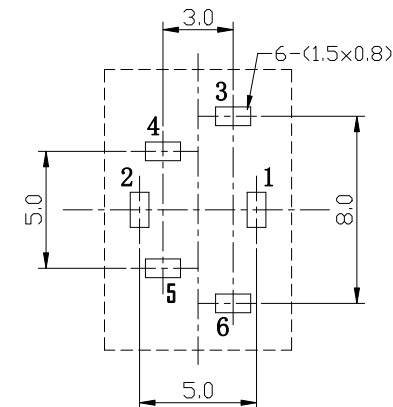
- SPECIFICATION
- 1.Rating : DC 30V 0.5A;
 - 2.Contact resistance: $\leq 0.03\Omega$;
 - 3.Insulation resistance: $\geq 100M\Omega$ (DC250V);
 - 4.Withstand voltage: 500VAC ;
 - 5.Insertion and extraction force: 3-30N;
 - 6.life test: 5,000 cycles.
 - 7.Marked \triangle are important dimensions.

SCHEMATIC





Level-I Controlled Substances are banned

P.C.B LAYOUT TOP VIEW



9	COAT	1	SUS301	—	—
8	COVER	1	PBT	—	—
7	HOUSING	1	PBT	—	—
6	6# CONTACT FOOT	1	PHOSPHOR BRONZE	—	Ag-Plating
5	5# CONTACT FOOT	1	PHOSPHOR BRONZE	—	Ag-Plating
4	4# CONTACT FOOT	1	BRASS	—	Ag-Plating
3	3# CONTACT FOOT	1	PHOSPHOR BRONZE	—	Ag-Plating
2	2# CONTACT FOOT	1	PHOSPHOR BRONZE	—	Ag-Plating
1	1# CONTACT FOOT	1	PHOSPHOR BRONZE	—	Ag-Plating

NO.	DESCRIPTION	QTY	MATERIAL	COLOR	REMARK
GENERAL TOLERANCE UNLESS OTHERWISE SPECIFIED			<div> 盛聰电子有限公司 SHENG CONG ELECTRONIC CO.,LTD</div>		
General		Angle			
X ± 0.50		X °± 3°			
X.X ± 0.30		X.X °± 2°			
X.XX ± 0.20		X.XX °± 1°			
X.XXX ± 0.10					
PROJ: 			SCALE: 4:1	UNIT:mm	
CUSTOMER COPY			TITLE:	PHONE JACK	
PART NO.			PJ-D3098A		
			SIZE: A4	SHEET: 1	OF 1