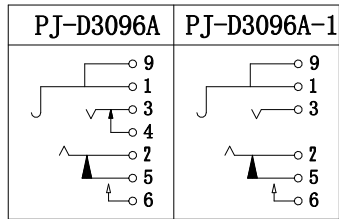
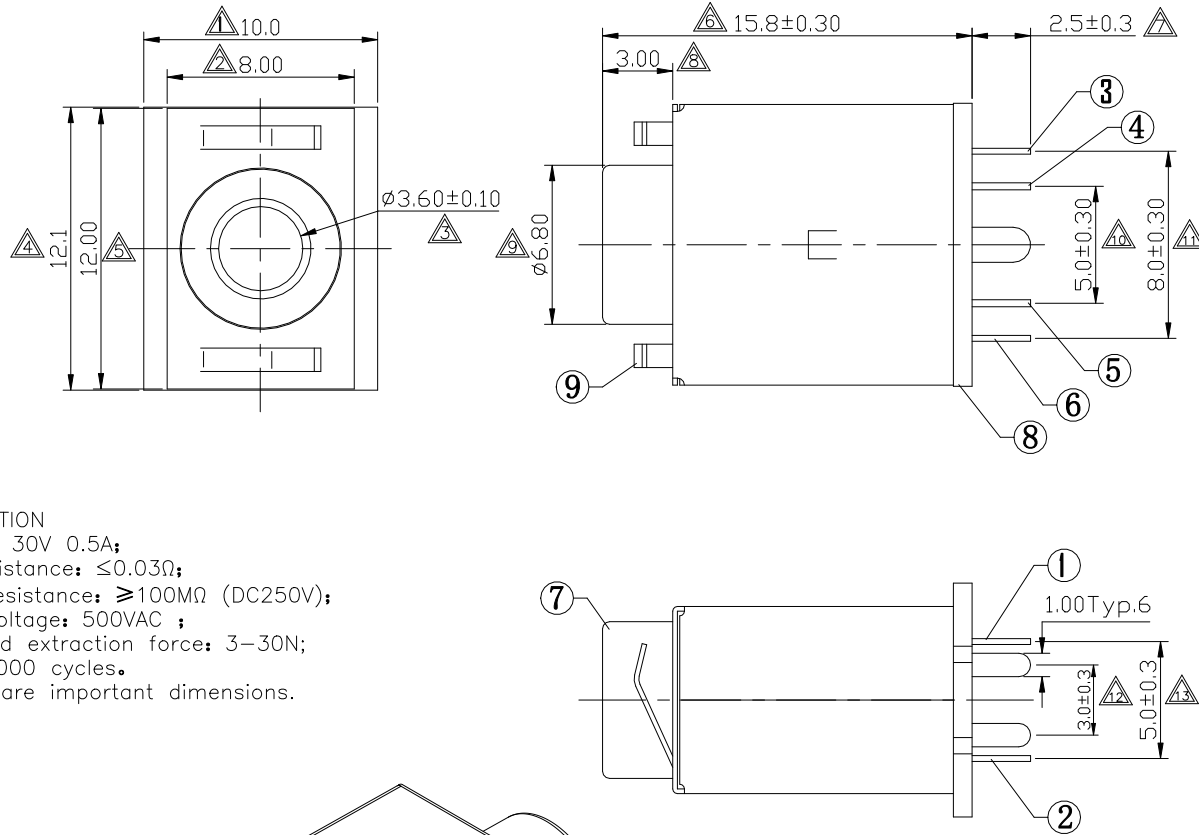
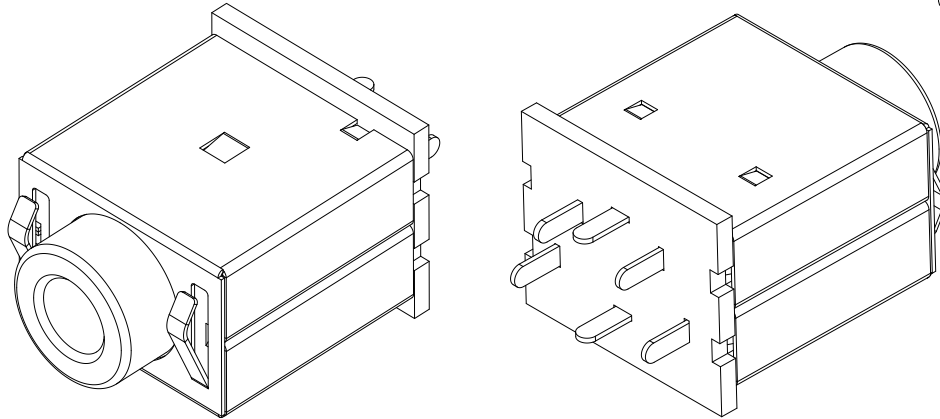


SCHEMATIC

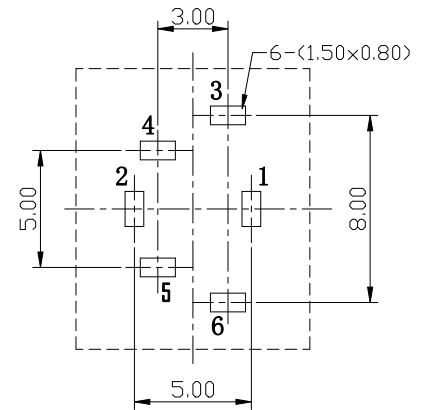


SPECIFICATION

- 1.Rating : DC 30V 0.5A;
- 2.Contact resistance: $\leq 0.03\Omega$;
- 3.Insulation resistance: $\geq 100M\Omega$ (DC250V);
- 4.Withstand voltage: 500VAC ;
- 5.Insertion and extraction force: 3-30N;
- 6.life test: 5,000 cycles.
- 7.Marked \triangle are important dimensions.



Level-I Controlled Substances are banned

P.C.B. LAYOUT
TOP VIEW

| | | | | | |
|-----|-----------------|-----|-----------------|-------|------------|
| 9 | COAT | 1 | SUS301 | — | — |
| 8 | COVER | 1 | PA66 | — | — |
| 7 | HOUSING | 1 | PA66 | — | — |
| 6 | 6# CONTACT FOOT | 1 | PHOSPHOR BRONZE | — | Ag-Plating |
| 5 | 5# CONTACT FOOT | 1 | PHOSPHOR BRONZE | — | Ag-Plating |
| 4 | 4# CONTACT FOOT | 1 | BRASS | — | Ag-Plating |
| 3 | 3# CONTACT FOOT | 1 | PHOSPHOR BRONZE | — | Ag-Plating |
| 2 | 2# CONTACT FOOT | 1 | PHOSPHOR BRONZE | — | Ag-Plating |
| 1 | 1# CONTACT FOOT | 1 | PHOSPHOR BRONZE | — | Ag-Plating |
| NO. | DESCRIPTION | QTY | MATERIAL | COLOR | REMARK |

GENERAL TOLERANCE
UNLESS OTHERWISE SPECIFIED

General

X ± 0.50 X.X ± 0.30 X.XX ± 0.20 X.XXX ± 0.10

Angle

X $\square \pm 3^\circ$ X.X $\square \pm 2^\circ$ X.XX $\square \pm 1^\circ$ 盛聰电子有限公司
SHENG CONG ELECTRONIC CO.,LTDCUSTOMER
COPY

TITLE:

PHONE JACK

PART NO.

PJ-D3096A

PROJ:

SCALE: 4:1

UNIT:mm

SIZE: A4

SHEET: 1 OF 1